



产 品 手 册

仪器型号: AR功率放大器500a250d

西安安泰测试科技有限公司


仪器维修|租赁|销售|测试

地址:西安市高新区纬二十六路 369 号

网址: www.agitekservice.com

电话: 400-876-5512

座机: 029-88827159



500A250D

- 500 Watts CW
- 10kHz–250MHz
- Class A
- Portable
- Full VSWR-tolerant
- CE & RoHS Compliant
- High Efficiency

Features

The Model 500A250D is a solid-state, self-contained, air-cooled, broadband amplifier designed for applications where instantaneous bandwidth, high gain and linearity are required. Available in a stylish, contemporary cabinet for benchtop use or with cabinet removed for rack mounting.

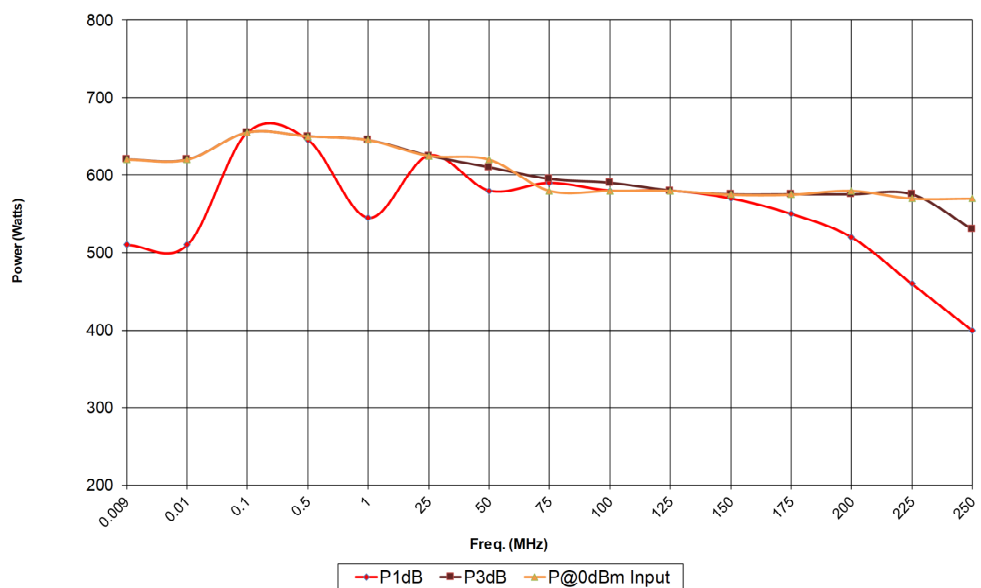
The Model 500A250D, when used with a sweep generator, will provide a minimum of 525 watts of RF power from .01-250MHz. Included is a front panel gain control which permits the operator to conveniently set the desired output level. The 500A250D is protected from RF input overdrive by an RF input leveling circuit which controls the RF input level to the RF amplifier first stage when the RF input level is increased above 0dBm. The RF amplifier stages are protected from over-temperature by removing the DC voltage to them if an over-temperature condition occurs due to cooling blockage or fan failure. The Model 500A250D is equipped with a Digital Control Panel (DCP) which provides both local and remote control of the amplifier. The DCP uses a color LCD touch screen display to indi-

cate the operate status and fault conditions if an over-temperature or power supply fault has occurred. The unit can be returned to operate when the condition has been cleared.

All amplifier control functions and status indications are available remotely through the included Remotes Package. The Remotes Package includes GPIB/IEEE-488 format, RS-232 hardwire and fiber optic, USB, and Ethernet. The bus interface connector is located on the back panel and positive control of local or remote operation is assured by a Local/Remote switch on the front panel of the amplifier. Also included with the Remotes Package is a safety interlock circuit for use with external safety switch interlocks. This circuit prevents the amplifier from going into operate mode unless the external connection is made. A jumper plug is provided for cases where this functionality is not needed. Optional RF sample ports are available to allow for easy forward and reverse power monitoring.

The export classification for this equipment is EAR99.

500A250D Typical Output Power



AR RF/Microwave
Instrumentation
160 School House Rd
Souderton, PA 18964
215-723-8181

For an applications engineer call: 800.933.8181

www.arworld.us

ISO 9001 Certified



500A250D

- 500 Watts CW
- 10kHz-250MHz

Specifications

Page 2

RATED OUTPUT POWER:

600W typical, 525W minimum; .01-250MHz

POWER OUTPUT @ 3dB COMPRESSION:

600W typical, 525W minimum; .01-200MHz
550W typical, 475W minimum, 200MHz-250MHz

POWER OUTPUT @ 1dB COMPRESSION:

550W typical, 475W minimum; .01-200MHz
425W typical, 375W minimum, 200MHz-250MHz

FLATNESS: ± 1.5 dB typical, ± 2.0 dB maximum

FREQUENCY RESPONSE: 10kHz-250 MHz instantaneously

GAIN (at maximum setting): 57.2 dB minimum

GAIN ADJUSTMENT (Continuous Range): 20 dB minimum

INPUT IMPEDANCE: 50 ohms, VSWR 2.0:1 maximum

OUTPUT IMPEDANCE: 50 ohms nominal

MISMATCH TOLERANCE: Will operate without damage or oscillation when connected to any load impedance without the aid of foldback circuitry.

MODULATION CAPABILITY: Will faithfully reproduce AM, FM, or Pulse modulation appearing on input signal.

THIRD ORDER INTERCEPT: 68 dBm typical

NOISE FIGURE: 7.0 dB typical

HARMONIC DISTORTION: Minus 20 dBc maximum at 400 watts; < -20 dBc typical at 500 watts

SPURIOUS: Minus 73 dBc typical

PRIMARY POWER: 200-240 VAC, 50/60Hz, 2400 watts

CONNECTORS:

RF Input: N female

RF Output: N female

RF Sample Ports: N female (optional)

REMOTES PACKAGE:

IEEE-488: 24-pin female

RS-232: 9-pin subminiature D (female)

Fiber optic: ST Conn Tx and Rx RS-232

USB 2.0: Type B

Ethernet: RJ-45

Safety Interlock: 15-pin subminiature D

COOLING: Forced air (self contained fans)

WEIGHT:

With Cabinet 78 kg (171 lbs)

Without Cabinet 58 kg (128 lbs)

SIZE (W x H x D):

With cabinet: 50.3 x 38.1 x 75.5 cm (19.8 x 15.0 x 29.7 in)

Without Cabinet: 48.3 x 35.6 x 75.5 cm (19 x 14.0 x 29.7 in)

ENVIRONMENTAL:

Operating Temperature: 5°C / +40°C

Operating Altitude: Up to 2000M

Shock and vibration: Normal Truck Transport

REGULATORY COMPLIANCE:

EMC EN 61326-1

Safety UL 61010-1

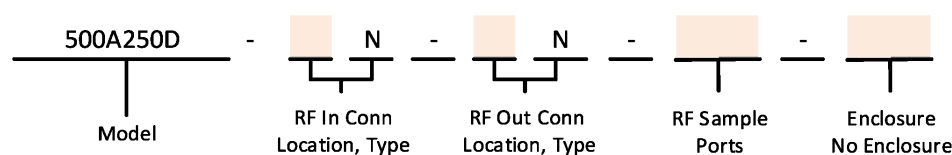
CAN/CSA C22.2 #61010-1

CENELEC EN 61010-1

RoHS DIRECTIVE 2011/65/EU

EXPORT CLASSIFICATION: EAR99

Ordering Options



CONNECTOR LOCATION	
Front	F
Rear	R

RF SAMPLE PORTS	
No RF Sample Ports	NSP
RF Sample Ports Front	SPF
RF Sample Ports Rear	SPR

ENCLOSURE	
Enclosure	E
No Enclosure	NE

Contact your AR RF/Microwave Instrumentation Sales Associate for specific model configuration pricing.

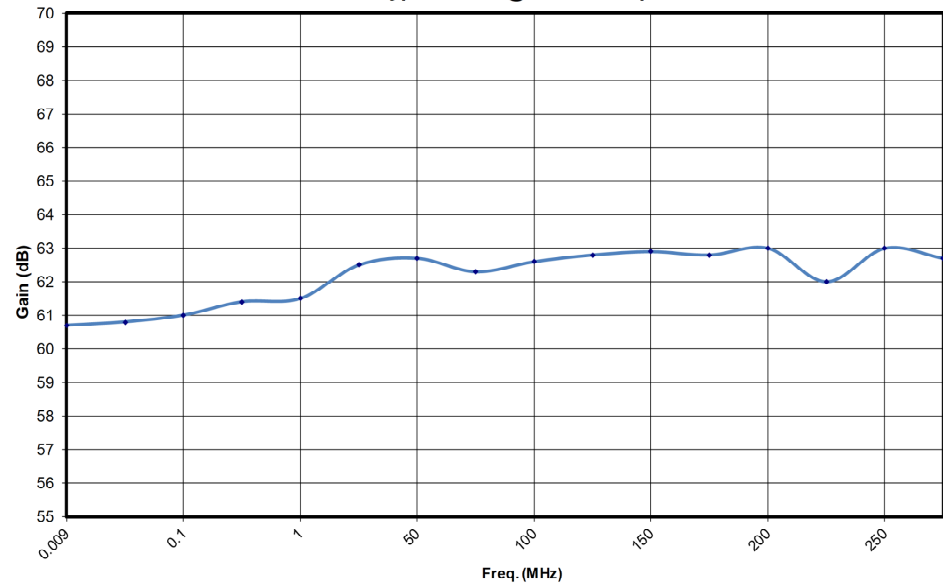
500A250D

- 500 watts CW
- 10kHz–250MHz

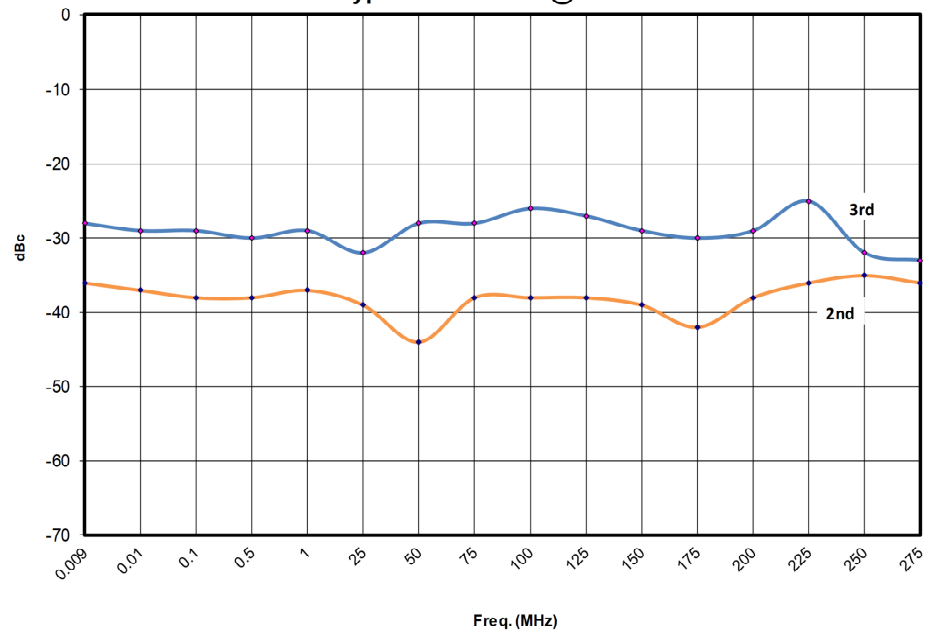
Graphs

Page 3

Typical Gain @ -20 dBm input



Typical Harmonics @ 400 watts



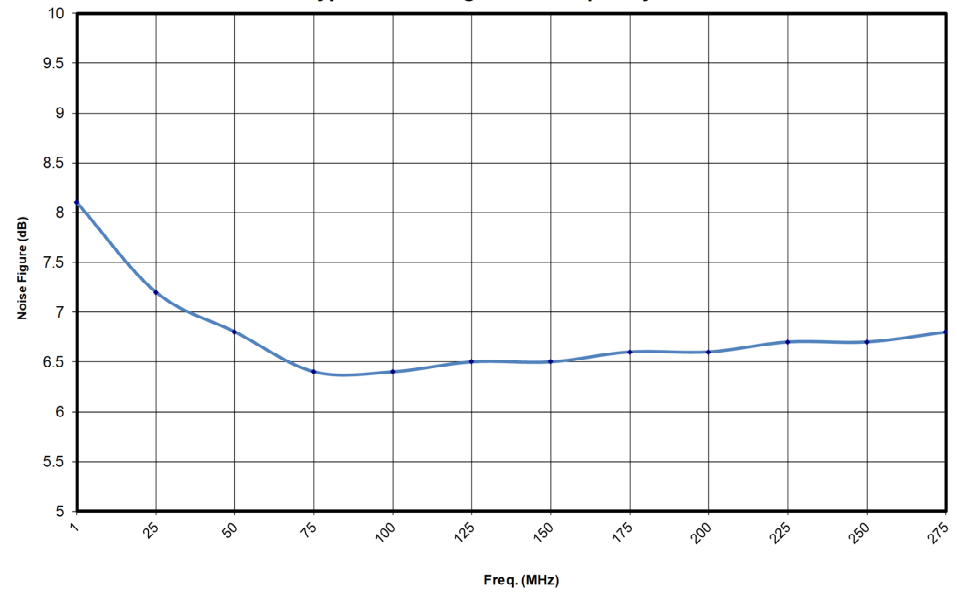
500A250D

- 500 watts CW
- 10kHz–250MHz

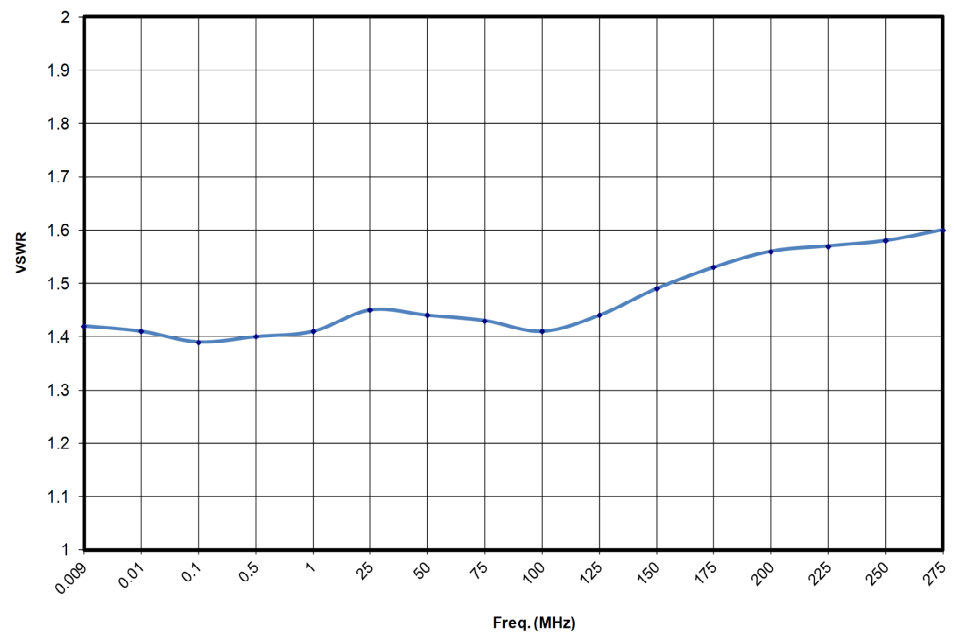
Graphs

Page 4

Typical Noise Figure vs. Frequency



Typical Input VSWR



Envelope Drawing

500A250D

- 500 watts CW
- 10kHz–250MHz

