



产 品 手 册

仪器型号: AR功率放大器100a400am20

西安安泰测试科技有限公司


仪器维修|租赁|销售|测试

地址:西安市高新区纬二十六路 369 号

网址: www.agitekservice.com

电话: 400-876-5512

座机: 029-88827159



100A400AM20

- 4kHz–400MHz
- Class A
- Portable
- Full VSWR-tolerant
- CE & RoHS compliant
- High Efficiency



Features

The Model 100A400AM20 is a solid-state, self-contained, air-cooled, broadband amplifier designed for applications requiring RF power down to 4kHz, such as for MIL STD 461 CS114 testing. This amplifier, along with ARI BI00400 current injection probe, or probes of similar insertion loss, offers full compliance to all test curves of CS114, including requirements down to 4kHz. Other advantages of this amplifier include an instantaneous bandwidth, high gain, and linearity. Available in a stylish, contemporary cabinet for benchtop use or with cabinet removed for rack mounting.

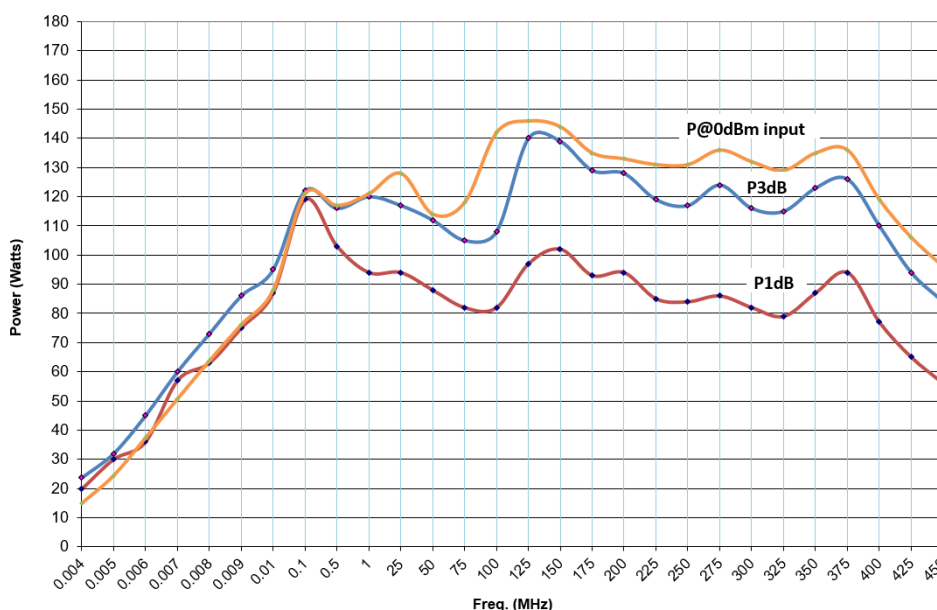
The Model 100A400AM20 includes a front panel gain control which permits the operator to conveniently set the desired output level. The 100A400AM20 is protected from RF input overdrive by a RF input leveling circuit which controls the RF input level to the RF amplifier first stage when the RF input level is increased above 0dBm. The RF amplifier stages are protected from over-temperature by removing the DC voltage to

them if an over-temperature condition occurs due to cooling blockage or fan failure. The front panel indicates the operate status and fault conditions if an over-temperature or power supply fault has occurred. The unit can be returned to operate when the condition has been cleared.

All amplifier control functions and status indications are available remotely through the optional Remotes Package. The Remotes Package includes GPIB/IEEE-488 format, RS-232C hardwire and fiber optic, USB, and Ethernet. The bus interface connector is located on the back panel and positive control of local or remote operation is assured by a Local/Remote switch on the front panel of the amplifier. Also included with the Remotes Package is a safety interlock circuit for use with external safety switch interlocks. This circuit prevents the amplifier from going into operate mode unless the external connection is made. A jumper plug is provided for cases where this functionality is not needed.

The export classification for this equipment is EAR99.

100A400AM20 Typical Output Power



AR RF/Microwave
Instrumentation
160 School House Rd
Souderton, PA 18964
215-723-8181

For an applications engineer call: 800.933.8181

www.arworld.us

ISO 9001 Certified



rf/microwave instrumentation

100A400AM20

- 4kHz–400MHz

Specifications

Page 2

RATED OUTPUT POWER INTO 50Ω:

4kHz-100kHz:	10 watts minimum rising to 100 watts minimum at 100kHz
100kHz-400MHz:	125 watts, typical; 100 watts minimum

INPUT FOR RATED OUTPUT: 1.0 mW Max

POWER OUTPUT @ 3dB COMPRESSION INTO 50Ω:

4kHz-100kHz:	10 watts minimum rising to 100 watts at 100kHz
100kHz-400MHz:	125 watts, typical; 100 watts minimum

POWER OUTPUT @ 1dB COMPRESSION INTO 50Ω:

4kHz-100kHz:	10 watts minimum rising to 75 watts at 100kHz
100kHz-400MHz:	85 watts, typical; 75 watts minimum

FLATNESS: ± 1.0 dB typical, ± 1.5 dB maximum, 100kHz-400MHz

FREQUENCY RESPONSE: 4kHz-400 MHz instantaneously

GAIN (at maximum setting): 50 dB minimum, 100kHz-400MHz; <50dB below 100 kHz

GAIN ADJUSTMENT (Continuous Range) : 20 dB minimum

INPUT IMPEDANCE: 50 ohms, VSWR 2.0:1 maximum

OUTPUT IMPEDANCE: 50 ohms nominal

MISMATCH TOLERANCE: 100% of rated power without foldback. Will operate without damage or oscillation with any magnitude and phase of source and load impedance. See Application Note #27.

MODULATION CAPABILITY: Will faithfully reproduce AM, FM, or Pulse modulation appearing on input signal.

THIRD ORDER INTERCEPT: 55 dBm typical

NOISE FIGURE: 8 dB typical

HARMONIC DISTORTION: Minus 20 dBc maximum at 75 watts, -30 dBc typical at 50 watts (.01-400MHz)

SPURIOUS: Minus 73 dBc typical

PRIMARY POWER (Universal; selected automatically): 100-240 VAC, 50/60Hz, 500 watts

CONNECTORS:

RF Input: N female
RF Output: N female

REMOTES PACKAGE:

IEEE-488:	24-pin female
RS-232:	9-pin subminiature D (female)
Fiber optic:	ST Conn Tx and Rx RS-232
USB 2.0:	Type B
Ethernet:	RJ-45
Safety Interlock:	15-pin subminiature D

COOLING: Forced air (self contained fans)

WEIGHT:

With Cabinet	18.5 kg (41 lbs)
Without Cabinet	10.4 kg (23 lbs)

SIZE (W x H x D):

With cabinet:	50.3 x 15.5 x 55.1 cm (19.8 x 6.1 x 21.7 in)
Without Cabinet:	48.3 x 13.2 x 55.1 cm (19 x 5.2 x 21.7 in)

ENVIRONMENTAL:

Operating Temperature: 5°C / +40°C
Operating Altitude: up to 2000M
Shock and vibration: Normal Truck Transport

REGULATORY COMPLIANCE:

EMC	EN 61326-1
Safety	UL 61010-1
	CAN/CSA C22.2 #61010-1
	CENELEC EN 61010-1
RoHS	DIRECTIVE 2011/65/EU

EXPORT CLASSIFICATION: EAR99

Ordering Options

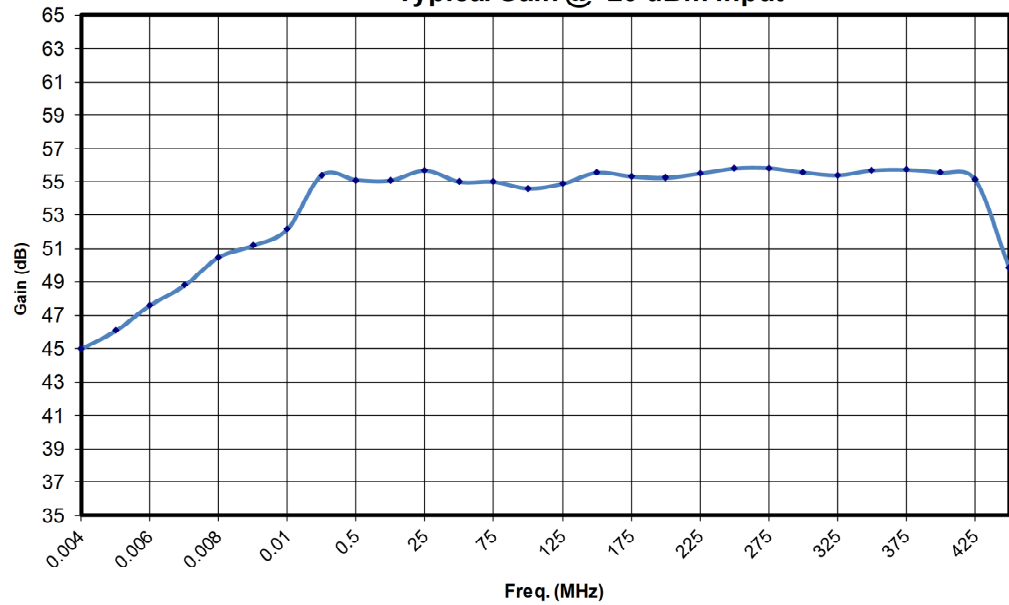
100A400AM20	-	N	-	N	-		-		-	U
Model		RF In Conn Location, Type		RF Out Conn Location, Type		Enclosure No Enclosure		Remotes No Remotes		Primary Power (Universal)
		CONNECTOR LOCATION		ENCLOSURE		REMOTES PKG				
		Front	F	Enclosure	E	Remotes	R			
		Rear	R	No Enclosure	NE	No Remotes	NR			

Contact your AR RF/Microwave Instrumentation Sales Associate for specific model configuration pricing.

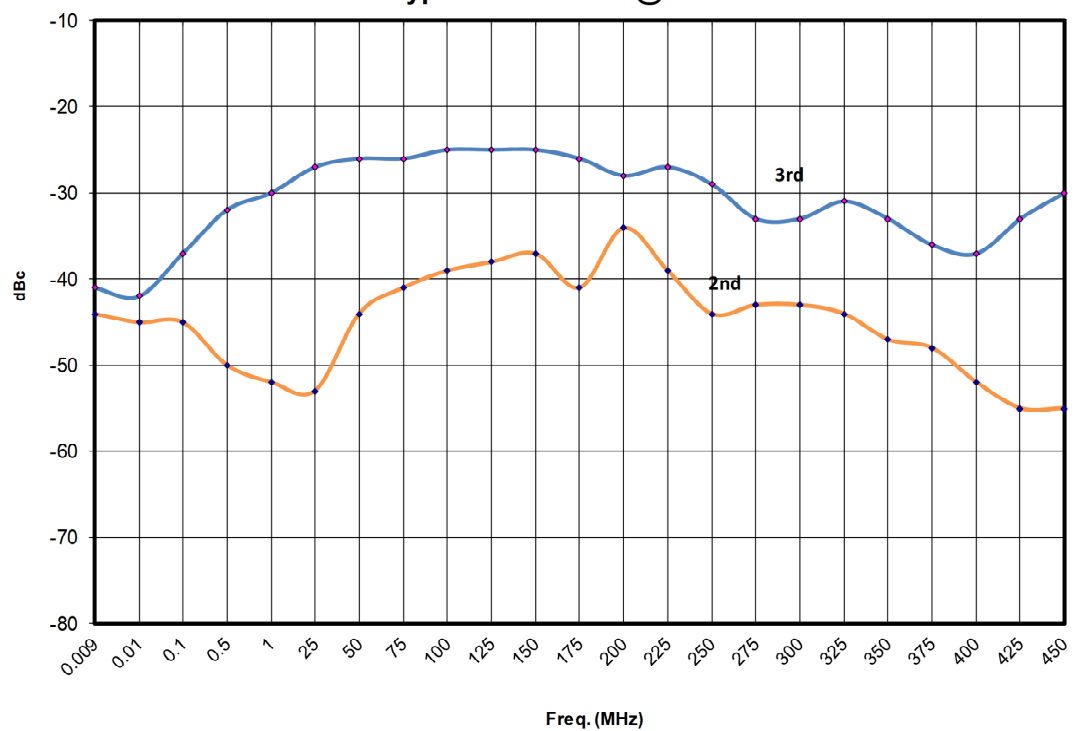
100A400AM20

- 4kHz-400MHz

Typical Gain @ -20 dBm input



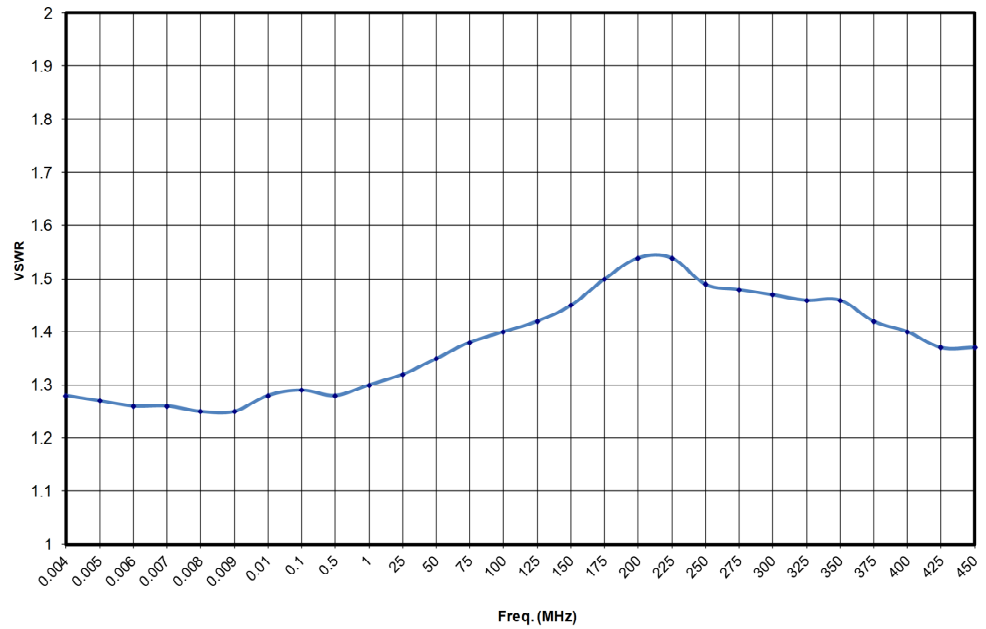
Typical Harmonics @ 75 watts



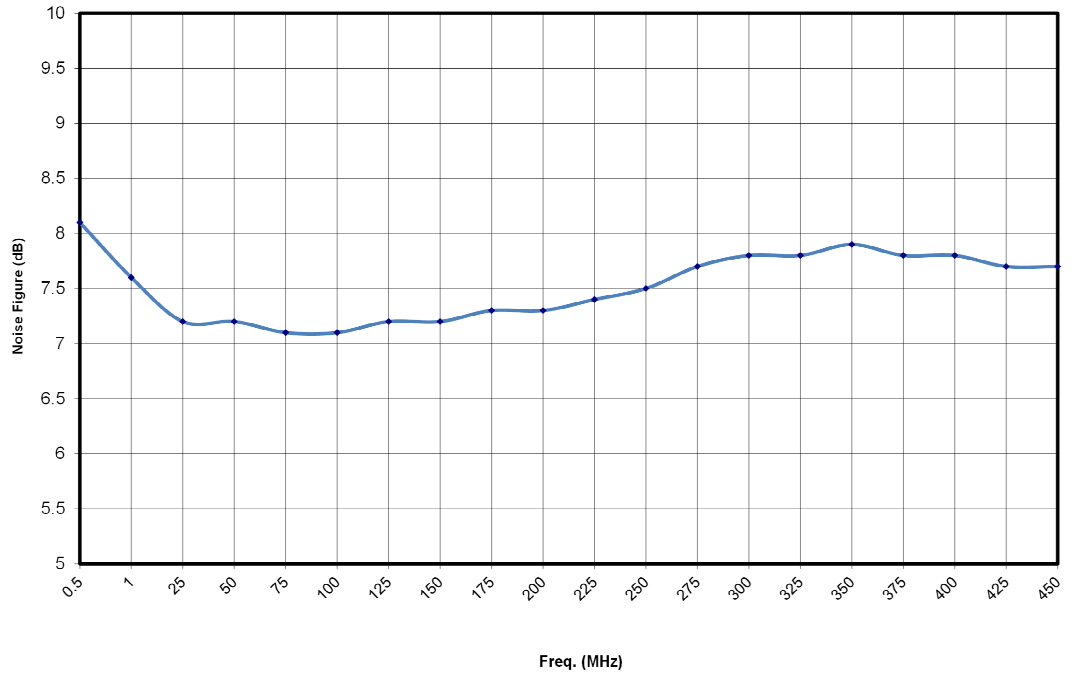
100A400AM20

- 4kHz-400MHz

Typical Input VSWR



Typical Noise Figure vs. Frequency



100A400AM20

- 4kHz-400MHz

Envelope Drawing

Page 5

