




产 品 手 册

仪器型号: 250S1G2z5B

西安安泰测试科技有限公司
仪器维修|租赁|销售|测试



250S1G2z5B

- 250 watts CW
- 1.0GHz–2.5GHz
- Class A
- Portable
- Full VSWR-tolerant
- CE & RoHS Compliant
- High Efficiency



Features

The Model 250S1G2z5B is a solid-state, self-contained, air-cooled, broadband amplifier designed for applications where instantaneous bandwidth, high gain and linearity are required. Available in a stylish, contemporary cabinet for benchtop use or with cabinet removed for rack mounting.

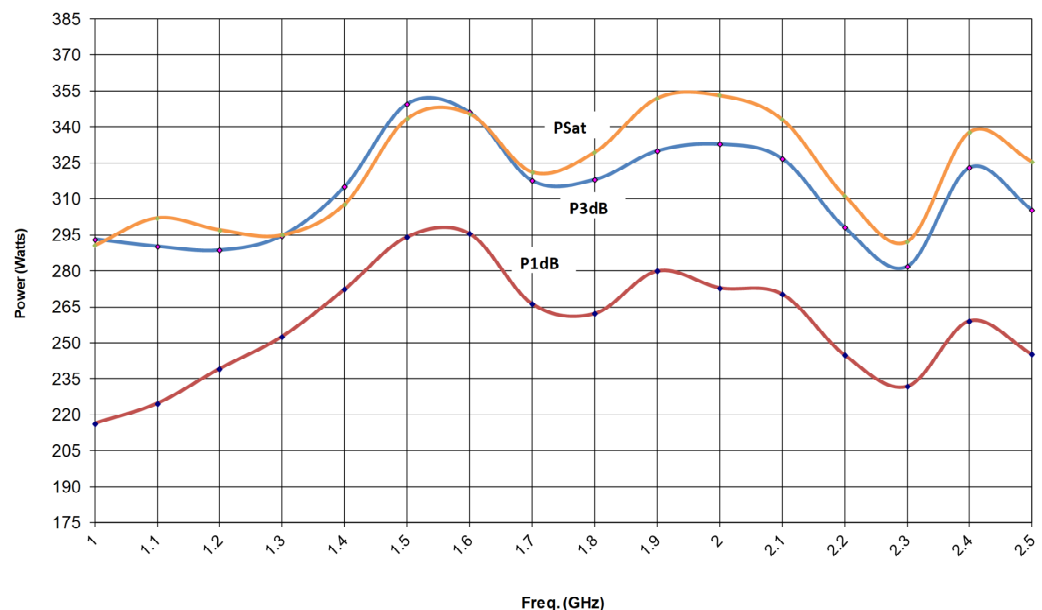
The Model 250S1G2z5B, when used with a sweep generator, will provide a minimum of 250 watts of RF power. Included is a front panel gain control which permits the operator to conveniently set the desired output level. The 250S1G2z5B is protected from RF input overdrive by an RF input leveling circuit which controls the RF input level to the RF amplifier first stage when the RF input level is increased above 0dBm. The RF amplifier stages are protected from over-temperature by removing the DC voltage to them if an over-temperature condition occurs due to cooling blockage or fan failure. The Model 250S1G2z5B is equipped with a Digital Control Panel (DCP) which provides

both local and remote control of the amplifier. The DCP uses a color LCD touch screen display to indicate the operate status and fault conditions if an over-temperature or power supply fault has occurred. The unit can be returned to operate when the condition has been cleared.

All amplifier control functions and status indications are available remotely through the included Remotes Package. The Remotes Package includes GPIB/IEEE-488 format, RS-232 hardwire and fiber optic, USB, and Ethernet. The bus interface connector is located on the back panel and positive control of local or remote operation is assured by a Local/Remote switch on the front panel of the amplifier. Also included with the Remotes Package is a safety interlock circuit for use with external safety switch interlocks. This circuit prevents the amplifier from going into operate mode unless the external connection is made. A jumper plug is provided for cases where this functionality is not needed.

The export classification for this equipment is EAR99.

250S1G2z5B Typical Output Power



AR RF/Microwave
Instrumentation
160 School House Rd
Souderton, PA 18964
215-723-8181

For an applications engineer call: 800.933.8181

www.arworld.us

ISO 9001 Certified

250S1G2z5B

- 250 watts CW
- 1.0GHz–2.5GHz

Specifications

Page 2

RATED OUTPUT POWER: 300 watts typical, 250 watts minimum

INPUT FOR RATED OUTPUT: 1.0 mW Max

POWER OUTPUT @ 3dB COMPRESSION:
Typical: 275 watts, Minimum: 250 watts

POWER OUTPUT @ 1dB COMPRESSION:
Typical: 225 watts, Minimum: 200 watts

FLATNESS: ± 1.5 dB typical, ± 2.0 dB maximum

FREQUENCY RESPONSE: 1.0 GHz–2.5 GHz instantaneously

GAIN (at maximum setting): 56 dB minimum

GAIN ADJUSTMENT (Continuous Range) : 20 dB minimum

INPUT IMPEDANCE: 50 ohms, VSWR 2.0:1 maximum

OUTPUT IMPEDANCE: 50 ohms nominal

MISMATCH TOLERANCE: 100% of rated power without foldback. Will operate without damage or oscillation with any magnitude and phase of source and load impedance. See Application Note #27.

MODULATION CAPABILITY: Will faithfully reproduce AM, FM, or Pulse modulation appearing on input signal.

THIRD ORDER INTERCEPT: 62 dBm typical

NOISE FIGURE: 12 dB maximum; 10 dB typical

HARMONIC DISTORTION: Minus 20 dBc maximum at 200 watts; minus 30 dBc typical at 200 watts

SPURIOUS: Minus 73 dBc typical

PRIMARY POWER: 100–240 VAC, 50/60Hz, 1200 watts

CONNECTORS:

RF Input: N female

RF Output: N female

REMOTES PACKAGE:

IEEE-488: 24-pin female

RS-232: 9-pin subminiature D (female)

Fiber optic: ST Conn Tx and Rx RS-232

USB 2.0: Type B

Ethernet: RJ-45

Safety Interlock: 15-pin subminiature D

COOLING: Forced air (self contained fans)

WEIGHT:

With Cabinet 42.6 kg (94 lbs)

Without Cabinet 31.3 kg (69 lbs)

SIZE (W x H x D):

With cabinet: 50.3 x 20.5 x 74.9 cm (19.8 x 8.1 x 29.5 in)

Without Cabinet: 48.3 x 17.7 x 74.9 cm (19 x 7.0 x 29.5 in)

ENVIRONMENTAL:

Operating Temperature: 5°C / +40°C

Operating Altitude: Up to 2000M

Shock and vibration: Normal Truck Transport

REGULATORY COMPLIANCE:

EMC EN 61326-1

Safety UL 61010-1

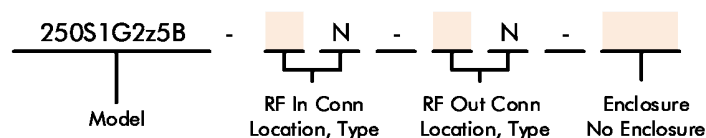
CAN/CSA C22.2 #61010-1

CENELEC EN 61010-1

RoHS DIRECTIVE 2011/65/EU

EXPORT CLASSIFICATION: EAR99

Ordering Options



CONNECTOR LOCATION		ENCLOSURE	
Front	F	Enclosure	E
Rear	R	No Enclosure	NE

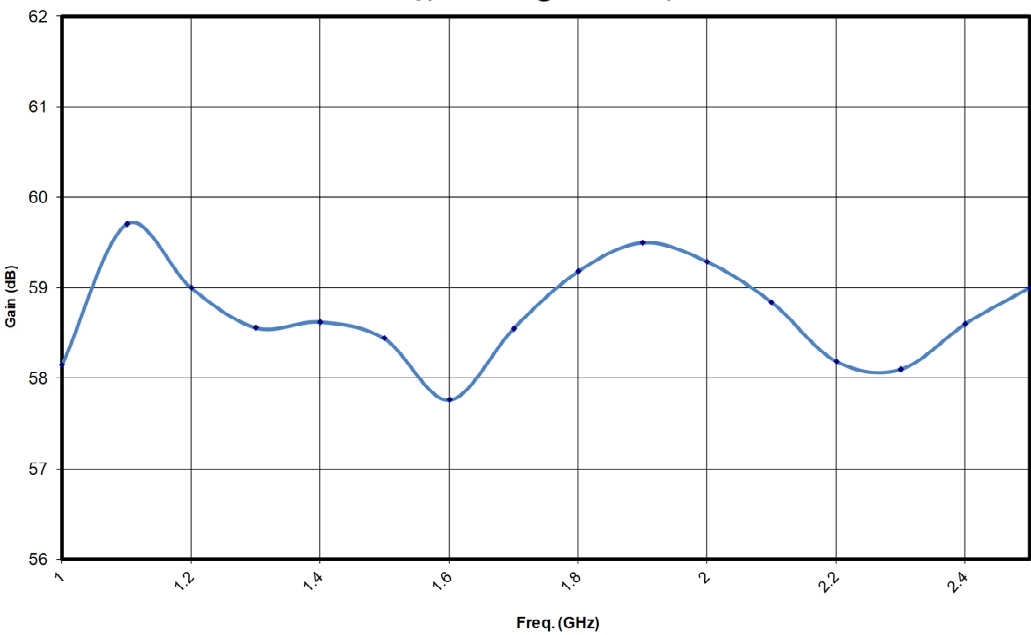
Contact your AR RF/Microwave Instrumentation Sales Associate for specific model configuration pricing.

250S1G2z5B

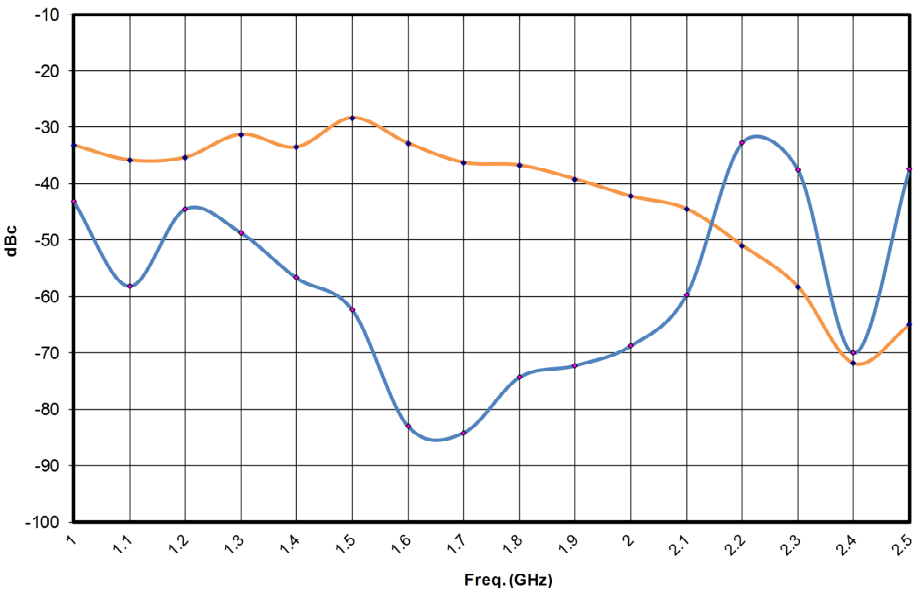
- 250 watts CW
- 1.0GHz-2.5GHz

Graphs

Typical Gain @ -20 dBm input



Typical Harmonics @ 175 watts

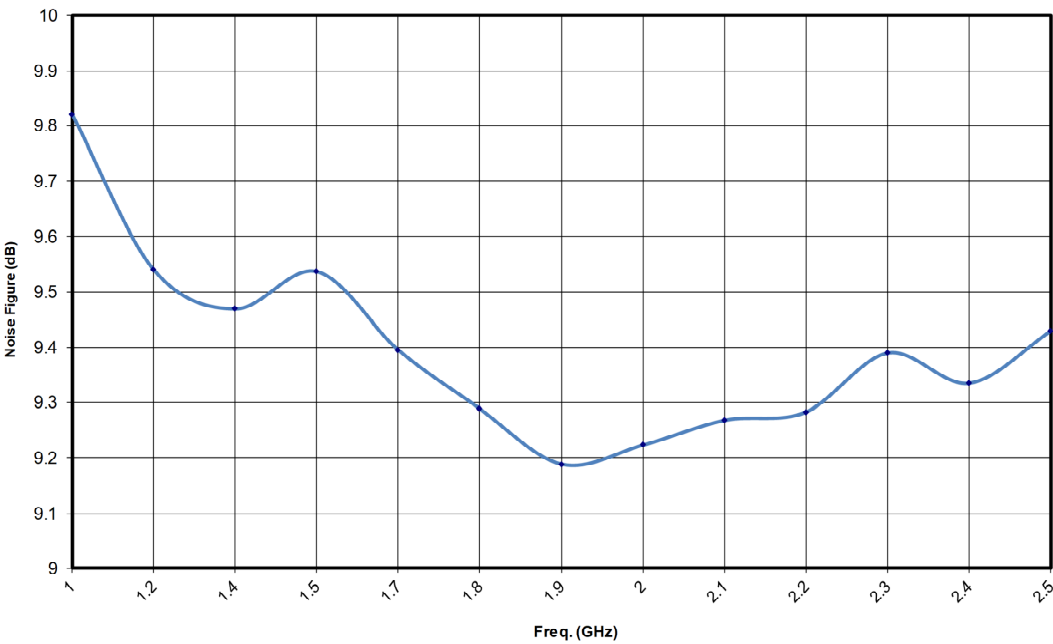


250S1G2z5B

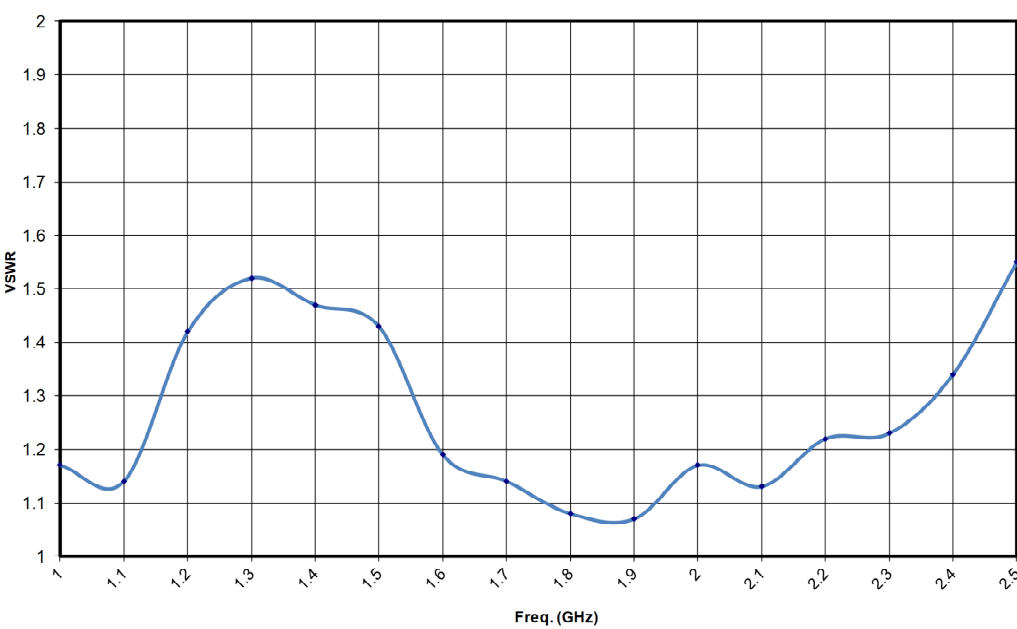
- 250 watts CW
- 1.0GHz-2.5GHz

Graphs

Typical Noise Figure vs. Frequency



Typical Input VSWR



250S1G2z5B

- 250 watts CW
- 1.0GHz–2.5GHz

Envelope Drawing

Page 5

