

---

# PXle-8521

# Specifications

---

2025-03-10



# Contents

Map..... 3

    Map..... 3

# Map

## Map

### PXIe-8521 Definitions

**Warranted** specifications describe the performance of a model under stated operating conditions and are covered by the model warranty.

**Characteristics** describe values that are relevant to the use of the model under stated operating conditions but are not covered by the model warranty.

- **Typical** specifications describe the performance met by a majority of models.
- **Nominal** specifications describe an attribute that is based on design, conformance testing, or supplemental testing.

### Conditions

Specifications are typical at 0 °C to 55 °C unless otherwise noted.



**Notice** The terminals or pins of this device are not protected from electromagnetic interference. As a result, this device may experience reduced measurement accuracy or other temporary performance degradation when connected cables are routed in an environment with radiated or conducted radio frequency electromagnetic interference.

# PXIe-8521 Pinout

Figure 1. PXIe-8521 Pinout

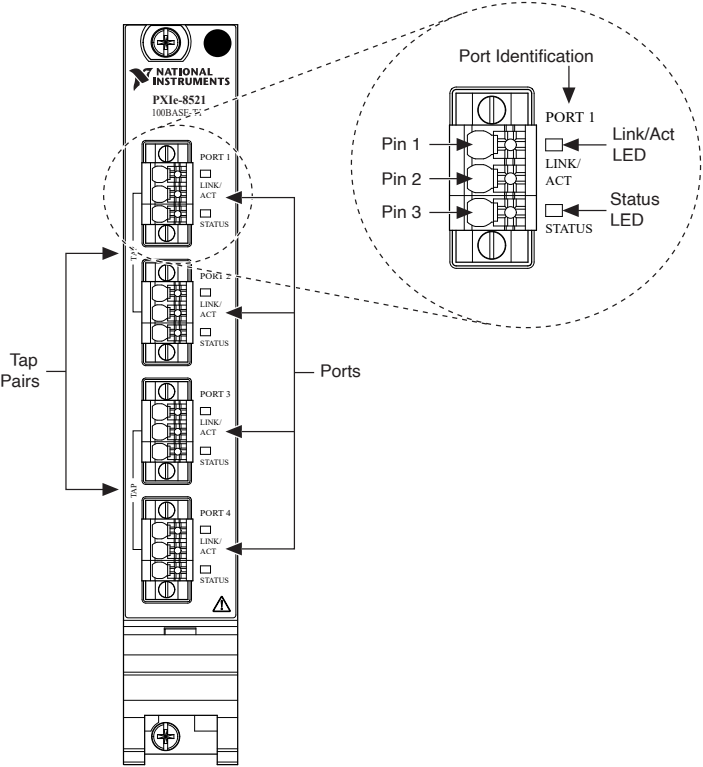


Table 1. PXIe-8521 Pinout Signal Descriptions

Pin Number	Signal Type	Signal Direction	Signal Description	Signal Required
1	TRX_P	Bi-directional	Transceiver plus	Required
2	TRX_M	Bi-directional	Transceiver minus	Required
3	Shield	—	Shield	Optional

## Bus Interface

Form factor	Gen 2 x4 PXI Express, specification rev 1.0 compliant
Slot compatibility	x1, x4, x8 and x16 PXI Express or PXI Express hybrid slots


## Power Requirements

Voltage (V)	Current (A), Maximum (Typical)
+3.3	1.03 (0.64)
+12	1.32 (1.10)

## Physical Characteristics

Dimensions (not including connectors)		16 cm x 10 cm (6.0 in. x 3.9 in.) 3U CompactPCI slot
Weight		170 g (6.0 oz)
Ports		4, 100BASE-T1
I/O connectors		Weidmuller BLF 3.50, 3-position
Spring terminal wiring		
Wire gauge	0.14 mm <sup>2</sup> (26 AWG) to 1.5 mm <sup>2</sup> (16 AWG)	
Wire strip length	8 mm (0.3 in.) of insulation stripped from the end	
Ferrules	0.14 mm <sup>2</sup> (26 AWG) to 1.5 mm <sup>2</sup> (16 AWG), 8 mm barrel length	
Connector securement		
Securement type	Screw flanges provided	


Torque for screw flanges	0.2 N · m to 0.25 N · m (1.8 lb · in. to 2.2 lb · in.)
LED indicators	1 Link/Activity LED and 1 Status LED for each port



**Note** Refer to the *PXle-8521 User Manual* for additional information about I/O connectors and ferrules (included).

## Network Interface

Port configuration	2 Taps or 4 endpoints
Tap latency	1.73 μs maximum
Protocols	IEEE 802.3 Raw Ethernet, TCP/IP, UDP/IP, AVB (IEEE 802.1Qav, AVTP), IEEE 802.1AS



**Note** For information about using Taps and endpoints, refer to the *PXle-8521 User Manual*.

## Timing and Synchronization

Network timekeeping	
Timing and synchronization protocol	802.1AS
Network synchronization accuracy	< 1 μs

Timebases	
Local	100 MHz, shared by all ports, disciplined by PXI_Clk10 if available
Network	x4 125 MHz, 1 per port, independently disciplined by an external grand master (port is configured as a slave) <sup>1</sup> or the local timebase (port is configured as a master)
Trigger I/O source	
PXI_Trig <0:7>	
Trigger capability	
Input	
Timestamps <sup>2</sup>	x4 Timestamps, one per port; each captures both local time and network time <sup>3</sup>
Output	
Time triggers	x4 Time triggers, one per port; generated from local time or network time
Clocks	x4 1 MHz, one per port; 50% duty cycle; each disciplined by network time
	x4 1 Hz PPS (pulse per second), one per port; 50% duty cycle; each disciplined by network time



**Note** Clock outputs and time triggers can be exported on any PXI\_Trig<0:7>.

## Environmental Guidelines



**Notice** Indoor use only.

1. If the port is not connected to an 802.1AS network, the network timebase falls back to local time.
2. Each timestamp can be triggered by any PXI\_Trig <0:7>.
3. If no external network is available, use local time instead.

## Environmental Characteristics

### Operating Environment

Ambient temperature range	0 °C to 55 °C
Relative humidity range	10% to 90%, noncondensing
Altitude	2,000 m (800 mbar) at 25 °C ambient temperature
Pollution Degree	2

### Storage Environment

Ambient temperature range	-40 °C to 71 °C
Relative humidity range	5% to 95%, noncondensing

### Shock and Vibration

Operational shock	30 g peak, half-sine, 11 ms pulse
<b>Random vibration</b>	
Operating	5 Hz to 500 Hz, 0.3 grms
Nonoperating	5 Hz to 500 Hz, 2.4 grms




## Environmental Management


NI is committed to designing and manufacturing products in an environmentally responsible manner. NI recognizes that eliminating certain hazardous substances from our products is beneficial to the environment and to NI customers.

For additional environmental information, refer to the ***Engineering a Healthy Planet*** web page at [ni.com/environment](http://ni.com/environment). This page contains the environmental regulations and directives with which NI complies, as well as other environmental information not included in this document.

### EU and UK Customers

-  **Waste Electrical and Electronic Equipment (WEEE)**—At the end of the product life cycle, all NI products must be disposed of according to local laws and regulations. For more information about how to recycle NI products in your region, visit [ni.com/environment/weee](http://ni.com/environment/weee).

### 电子信息产品污染控制管理办法（中国RoHS）

-  **中国RoHS**—NI符合中国电子信息产品中限制使用某些有害物质指令 (RoHS)。关于NI中国RoHS合规性信息，请登录 [ni.com/environment/rohs\\_china](http://ni.com/environment/rohs_china)。(For information about China RoHS compliance, go to [ni.com/environment/rohs\\_china](http://ni.com/environment/rohs_china).)

## Environmental Standards

This product meets the requirements of the following environmental standards for electrical equipment.

- IEC 60068-2-1 Cold
- IEC 60068-2-2 Dry heat
- IEC 60068-2-78 Damp heat (steady state)
- IEC 60068-2-64 Random operating vibration
- IEC 60068-2-27 Operating shock
- MIL-PRF-28800F
  - Low temperature limits for operation Class 3, for storage Class 3
  - High temperature limits for operation Class 2, for storage Class 3

- Random vibration for non-operating Class 3
- Shock for operating Class 2



**Note** To verify marine approval certification for a product, refer to the product label or visit [ni.com/certification](https://ni.com/certification) and search for the certificate.

## Safety Compliance Standards

This product is designed to meet the requirements of the following electrical equipment safety standards for measurement, control, and laboratory use:

- IEC 61010-1, EN 61010-1
- UL 61010-1, CSA C22.2 No. 61010-1



**Note** For safety certifications, refer to the product label or the [Product Certifications and Declarations](#) section.

## Electromagnetic Compatibility Standards

This product meets the requirements of the following EMC standards for sensitive electrical equipment for measurement, control, and laboratory use:

- EN 61326-1 (IEC 61326-1): Class A emissions; Basic immunity
- EN 55011 (CISPR 11): Group 1, Class A emissions
- AS/NZS CISPR 11: Group 1, Class A emissions
- FCC 47 CFR Part 15B: Class A emissions
- ICES-003: Class A emissions



**Note** Group 1 equipment (per CISPR 11) is any industrial, scientific, or medical equipment that does not intentionally generate radio frequency energy for the treatment of material or inspection/analysis purposes.



**Note** In the United States (per FCC 47 CFR), Class A equipment is intended for use in commercial, light-industrial, and heavy-industrial locations. In Europe, Canada, Australia and New Zealand (per CISPR 11) Class A

equipment is intended for use only in heavy-industrial locations.

## CE Compliance

This product meets the essential requirements of applicable European Directives, as follows:

- 2014/30/EU; Electromagnetic Compatibility Directive (EMC)
- 2011/65/EU; Restriction of Hazardous Substances (RoHS)

## Product Certifications and Declarations

Refer to the product Declaration of Conformity (DoC) for additional regulatory compliance information. To obtain product certifications and the DoC for NI products, visit [ni.com/product-certifications](https://ni.com/product-certifications), search by model number, and click the appropriate link.