

---

# PXle-8881

# Specifications

---

2025-03-13



# Contents

PXIe-8881 Specifications ..... 3

# PXIe-8881 Specifications



**Note** Specifications are subject to change without notice.



**Caution** Using the PXIe-8881 controller in a manner not described in this user manual can impair the protection the controller provides.



**Note** The PXIe-8881 requires a chassis with 82 W per slot cooling capacity.

## Features

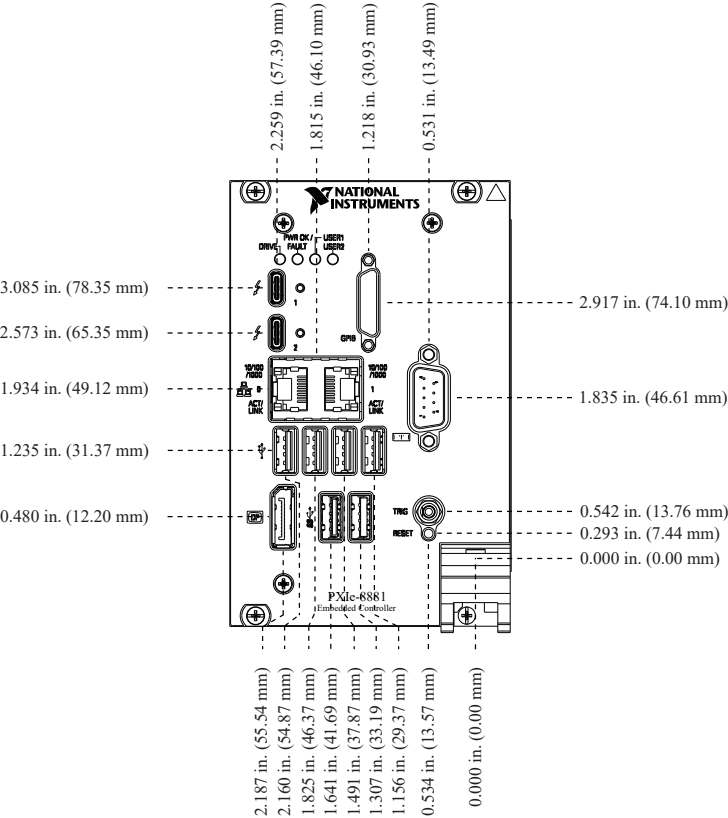
PXIe-8881			
CPU: Intel® Xeon®	W-2225	W-2245	W-2295
Number of Cores	4	8	18
Base Frequency	4.1 GHz	3.9 GHz	3 GHz
Max Turbo Frequency	4.6 GHz	4.5 GHz	4.6 GHz
Cache	8.25 MB	16.5 MB	24.75 MB
Quad-Channel DDR4-2666 (base)	16 GB (64 GB max)	32 GB (64 GB max)	64 GB
Storage	500 GB (or greater) solid-state, M.2 NVMe		
Video	1 DisplayPort 1.2		
Ethernet	1 i219 port, 10/100/1000 Base T, Wake on LAN; 1 i210 port, 10/100/1000 Base T, 1588		
PXI Express 4 Link Configuration	x4, x4, x4, x4		
PXI Express 2 Link Configuration	x16, x8		

PXle-8881	
GPIB (IEEE 488 Controller)	1 mini-GPIB
Serial Port (RS-232)	1 DB-9
Thunderbolt 3 Ports	2 Type-C
Hi-Speed USB (2.0) Ports	4 Type-A
SuperSpeed USB (3.2 Gen 1) Ports	2 Type-A
PXI Trigger Bus Input/Output	1 SMB
Installed Operating System	Windows 10 IoT Enterprise or Linux RT


## Front Panel Dimensions


The following figure shows the front panel layout and dimensions of the PXle-8881. Dimensions are in inches (millimeters).

Figure 1. PXIe-8881 Front Panel Layout and Dimensions



## Electrical

 **Note** Does not include any attached devices.

 **Note** The PXIe-8881 requires a chassis with 82 W per slot cooling capacity.

Voltage (V)	Current (Amps) Typical	Current (Amps) Maximum
W-2225 (4-Core)		
+3.3 V	2.3 A	2.5 A
+5 V	4.0 A	4.1 A
+12 V	11.5 A	20 A
+5 V <sub>Aux</sub>	0.5 A	0.7 A
W-2245 (8-Core)		
+3.3 V	2.3 A	2.5 A

Voltage (V)	Current (Amps) Typical	Current (Amps) Maximum
+5 V	4.0 A	4.1 A
+12 V	14.6 A	20 A
+5 V <sub>Aux</sub>	0.5 A	0.7 A
W-2295 (18-Core)		
+3.3 V	2.3 A	2.5 A
+5 V	4.0 A	4.1 A
+12 V	15.5 A	22 A
+5 V <sub>Aux</sub>	0.5 A	0.7 A



**Note** Power delivered to external loads through USB or Thunderbolt 3 ports should be included in system power budgets that include this controller module and peripheral modules.

## Physical

Board dimensions	Four-wide 3U PXI Express module
Slot requirements	One system slot plus three controller expansion slots
Compatibility	Fully compatible with <b><i>PXI Express Specification 1.0</i></b>
Weight	1.6 kg (3.5 lb) typical

## Environmental

Maximum altitude	2000 m (800 mbar) (at 25 °C ambient) with chassis fans on High
------------------	--

Pollution Degree	2
------------------	---

Indoor use only.

## Operating Environment



**Caution** The operating temperature must not be exceeded, even when used in a chassis with a higher temperature range.

Ambient temperature range <sup>[1], [2]</sup>	0 °C to 55 °C (Tested in accordance with IEC-60068-2-1 and IEC-60068-2-2. Meets MIL-PRF-28800F Class 3 low temperature limit and MIL-PRF-28800F Class 2 high temperature limit.)
Relative humidity range	10% to 90%, noncondensing (Tested in accordance with IEC-60068-2-78.)

## Storage Environment

Ambient temperature range	-40 °C to 71 °C (Tested in accordance with IEC 60068-2-1 and IEC 60068-2-2. Meets MIL-PRF-28800F Class 3 limits.)
Relative humidity range	5% to 95%, noncondensing (Tested in accordance with IEC 60068-2-78.)

## Shock and Vibration

Operating	30 g peak, half-sine, 11 ms pulse (Tested in accordance with IEC 60068-2-27. Meets
-----------	--

shock	MIL-PRF-28800F Class 2 limits.)
<b>Random vibration</b>	
Operating	5 Hz to 500 Hz, 0.3 grms (with solid-state hard drive)
Nonoperating	5 Hz to 500 Hz, 2.4 grms (Tested in accordance with IEC 60068-2-64. Nonoperating test profile exceeds the requirements of MIL-PRF-28800F, Class 3.)

## Safety

This product is designed to meet the requirements of the following standards of safety for information technology equipment:

- IEC 61010-1, EN 61010-1
- UL 61010-1, CSA C22.2 No. 61010-1



**Note** For UL and other safety certifications, refer to the product label or the [Product Certifications and Declarations](#) section.

## Electromagnetic Compatibility

This product meets the requirements of the following EMC standards for electrical equipment for measurement, control, and laboratory use:

- EN 61326-1 (IEC 61326-1): Class A emissions; Basic immunity
- EN 55011 (CISPR 11): Group 1, Class A emissions
- EN 55022 (CISPR 22): Class A emissions
- EN 55024 (CISPR 24): Immunity
- AS/NZS CISPR 11: Group 1, Class A emissions
- AS/NZS CISPR 22: Class A emissions
- FCC 47 CFR Part 15B: Class A emissions
- ICES-001: Class A emissions



**Note** In the United States (per FCC 47 CFR), Class A equipment is intended for use in commercial, light-industrial, and heavy-industrial locations. In Europe, Canada, Australia and New Zealand (per CISPR 11) Class A equipment is intended for use only in heavy-industrial locations.



**Note** Group 1 equipment (per CISPR 11) is any industrial, scientific, or medical equipment that does not intentionally generate radio frequency energy for the treatment of material or inspection/analysis purposes.



**Note** For EMC declarations and certifications, and additional information, refer to the [Product Certifications and Declarations](#) section.

## CE Compliance

This product meets the essential requirements of applicable European Directives, as follows:

- 2014/35/EU; Low-Voltage Directive (safety)
- 2014/30/EU; Electromagnetic Compatibility Directive (EMC)
- 2011/65/EU; Restriction of Hazardous Substances (RoHS)
- 2014/53/EU; Radio Equipment Directive (RED)
- 2014/34/EU; Potentially Explosive Atmospheres (ATEX)

## Product Certifications and Declarations


Refer to the product Declaration of Conformity (DoC) for additional regulatory compliance information. To obtain product certifications and the DoC for NI products, visit [ni.com/product-certifications](https://ni.com/product-certifications), search by model number, and click the appropriate link.

## Environmental Management


NI is committed to designing and manufacturing products in an environmentally responsible manner. NI recognizes that eliminating certain hazardous substances from our products is beneficial to the environment and to NI customers.

For additional environmental information, refer to the ***Engineering a Healthy Planet*** web page at [ni.com/environment](https://ni.com/environment). This page contains the environmental regulations and directives with which NI complies, as well as other environmental information not included in this document.


#### EU and UK Customers

-  **Waste Electrical and Electronic Equipment (WEEE)**—At the end of the product life cycle, all NI products must be disposed of according to local laws and regulations. For more information about how to recycle NI products in your region, visit [ni.com/environment/weee](https://ni.com/environment/weee).

#### Battery Replacement and Disposal

-  **Battery Directive**—This product contains a long-life coin cell battery. If you need to replace it, use the Return Material Authorization (RMA) process or contact an authorized NI service representative. For more information about compliance with the EU Battery Directive 2006/66/EC about Batteries and Accumulators and Waste Batteries and Accumulators, visit [ni.com/environment/batterydirective](https://ni.com/environment/batterydirective).

#### 电子信息产品污染控制管理办法（中国RoHS）

-  **中国RoHS**—NI符合中国电子信息产品中限制使用某些有害物质指令 (RoHS)。关于NI中国RoHS合规性信息，请登录 [ni.com/environment/rohs\\_china](https://ni.com/environment/rohs_china)。(For information about China RoHS compliance, go to [ni.com/environment/rohs\\_china](https://ni.com/environment/rohs_china).)