
USB-8502

Specifications

2025-03-13



Contents

USB-8502 Specifications 3

USB-8502 Specifications

This document lists specifications for the USB-8502 1-port and 2-port high-speed/FD CAN interface device.

Definitions

Warranted specifications describe the performance of a model under stated operating conditions and are covered by the model warranty.

Characteristics describe values that are relevant to the use of the model under stated operating conditions but are not covered by the model warranty.

- **Typical** specifications describe the performance met by a majority of models.
- **Nominal** specifications describe an attribute that is based on design, conformance testing, or supplemental testing.

Specifications are **Typical** unless otherwise noted.

Conditions

Specifications are typical at 0 °C to 55 °C unless otherwise noted.

Bus Interface

USB	USB 2.0 High-Speed
-----	--------------------

Power Requirements

USB 2.0, bus-powered device

Input voltage	4.5 V min, 5.25 V max
Working mode current	500 mA maximum, 300 mA typical (2 ports), 250 mA typical (1 port)
USB suspend	2.5 mA maximum

Physical

Dimensions

1 port	8.38 cm x 10.29 cm x 2.49 cm (3.30 in. x 4.05 in. x 0.98 in.)
2 port	9.27 cm x 10.29 cm x 2.49 cm (3.65 in. x 4.05 in. x 0.98 in.)

Weight

1 port	207 g (7.30 oz)
2 port	215 g (7.58 oz)

Cable Length

Captive USB cable length	2 m
--------------------------	-----

I/O Connectors

USB	Standard Type A plug
High-Speed CAN Interface	9-pin male D-SUB
Sync Port (only on 2-port variant)	3-pin Combicon

Environmental Operating Environment

Ambient temperature	0 °C to 55 °C
Relative humidity	10% to 90%, noncondensing
Maximum altitude	2,000 m (800 mbar) at 25 °C ambient temperature

Indoor use only.

Storage Environment

Ambient temperature	-20 °C to 70 °C
Relative humidity	5% to 95%, noncondensing
Pollution Degree	2

High-Speed/FD CAN Characteristics

Transceiver	NXP TJA1043T
Max baud rate ^[1]	1 Mbps
CAN_H, CAN_L bus lines voltage	-27 VDC to +40 VDC

Onboard Termination (If Enabled)

Typical	120 Ω
---------	--------------

Sync Port

I/O compatibility	5V TTL compatible
Number of generic triggers ^[2]	2
Supported Input Time base frequencies	1 MHz, 10 MHz, and 20 MHz with auto detection
Supported Output Time base frequency	1 MHz

Isolation

The USB-8502 offers port-to-port (2-port variant) and port-to-USB (both 1 port and 2 port) isolation.

Isolation Voltage

Port-to-earth ground	
Continuous	60 VDC, Measurement Category I



Note The COM signals of CAN ports on the USB-8502 are not connected to the USB ground. This isolation is intended to prevent ground loops and does not meet UL ratings for safety isolation.

Maximum Voltage on CAN Ports

This voltage is the maximum voltage that can be applied or output without creating a safety hazard.

Connect only the voltages that are within these limits.

Port-to-COM	-27 VDC to +40 VDC max, Measurement Category I
-------------	--

Measurement Category I is for measurement performed on circuits not directly connected to the electrical distribution system referred to as MAINS voltage. MAINS is a hazardous live electrical supply system that powers equipment. This category is for measurements of voltages from specially protected secondary circuits. Such voltage measurements include signal levels, special equipment, limited-energy parts of equipment, circuits powered by regulated low-voltage sources, and electronics.



Caution Do not connect the USB-8502 to signals or use for measurements within Measurement Categories II, III, or IV.



Attention Ne connectez pas le USB-8502 à des signaux et ne l'utilisez pas pour effectuer des mesures dans les catégories de mesure II, III ou IV.



Note Measurement Categories CAT I and CAT O (Other) are equivalent. These test and measurement circuits are not intended for direct connection to the MAINS building installations of Measurement Categories CAT II, CAT III, and CAT IV.

Safety Compliance Standards

This device is designed to meet the requirements of the following electrical equipment safety standards for measurement, control, and laboratory use:

- IEC 61010-1, EN 61010-1
- UL 61010-1, CSA C22.2 No. 61010-1



Note For UL and other safety certifications, refer to the device label or the [Product Certifications and Declarations](#) section.

Electromagnetic Compatibility

This product meets the requirements of the following EMC standards for electrical equipment for measurement, control, and laboratory use:

- EN 61326-1 (IEC 61326-1): Class A emissions; Basic immunity
- EN 55011 (CISPR 11): Group 1, Class A emissions
- EN 55022 (CISPR 22): Class A emissions
- EN 55024 (CISPR 24): Immunity
- AS/NZS CISPR 11: Group 1, Class A emissions
- AS/NZS CISPR 22: Class A emissions
- FCC 47 CFR Part 15B: Class A emissions
- ICES-001: Class A emissions



Note Group 1 equipment (per CISPR 11) is any industrial, scientific, or medical equipment that does not intentionally generate radio frequency energy for the treatment of material or inspection/analysis purposes.



Note In the United States (per FCC 47 CFR), Class A equipment is intended for use in commercial, light-industrial, and heavy-industrial locations. In Europe, Canada, Australia and New Zealand (per CISPR 11) Class A equipment is intended for use only in heavy-industrial locations.



Notice For EMC declarations and certifications, and additional information, refer to the [Product Certifications and Declarations](#) section.

CE Compliance

This product meets the essential requirements of applicable European Directives, as follows:

- 2014/35/EU; Low-Voltage Directive (safety)
- 2014/30/EU; Electromagnetic Compatibility Directive (EMC)
- 2011/65/EU; Restriction of Hazardous Substances (RoHS)
- 2014/53/EU; Radio Equipment Directive (RED)
- 2014/34/EU; Potentially Explosive Atmospheres (ATEX)

Product Certifications and Declarations

Refer to the product Declaration of Conformity (DoC) for additional regulatory compliance information. To obtain product certifications and the DoC for NI products, visit ni.com/product-certifications, search by model number, and click the appropriate link.


Environmental Management

NI is committed to designing and manufacturing products in an environmentally responsible manner. NI recognizes that eliminating certain hazardous substances from our products is beneficial to the environment and to NI customers.




For additional environmental information, refer to the ***Engineering a Healthy Planet*** web page at ni.com/environment. This page contains the environmental regulations and directives with which NI complies, as well as other environmental

information not included in this document.

EU and UK Customers

-  **Waste Electrical and Electronic Equipment (WEEE)**—At the end of the product life cycle, all NI products must be disposed of according to local laws and regulations. For more information about how to recycle NI products in your region, visit ni.com/environment/weee.

电子信息产品污染控制管理办法（中国RoHS）

-    **中国RoHS**—NI符合中国电子信息产品中限制使用某些有害物质指令 (RoHS)。关于NI中国RoHS合规性信息，请登录 ni.com/environment/rohs_china。(For information about China RoHS compliance, go to ni.com/environment/rohs_china.)